

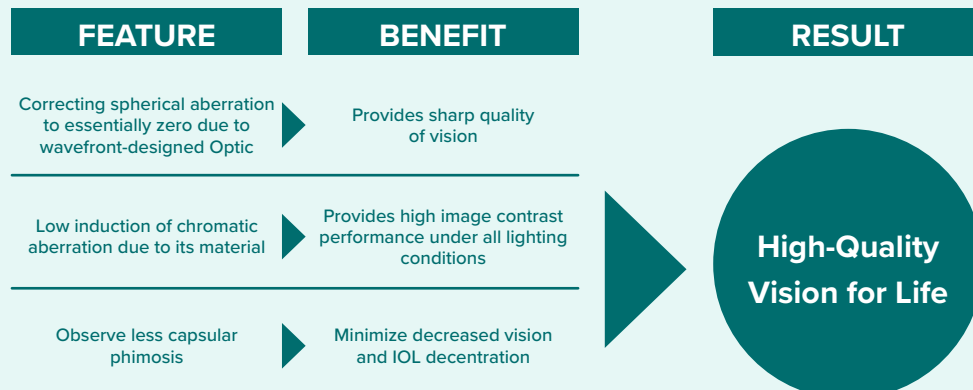
Introduction

The Johnson & Johnson Surgical Vision partnership with Optegra has continued to evolve since 2018. The TECNIS® Monofocal 1-Piece IOL is engineered to deliver a higher standard of optical excellence and is a standard lens choice for Optegra NHS patients. This ensures each patient is provided with the sharp, high-quality vision they deserve.

Elevate Patient Outcomes with TECNIS® Monofocal IOLs

The TECNIS® Monofocal 1-Piece IOL gives a high-quality distance vision from day to night so your patients can see the things they love with clarity. This monofocal allows focus on objects that are far away, this lens is excellent for your patients as it allows them to do distance-vision activities like driving. Monofocal IOLs are designed specifically to help your patient focus on a distance.

The benefits of the TECNIS® Monofocal 1-Piece IOL



TECNIS® IOLs not associated with glistenings

What are the key features?

Sharp vision

The TECNIS® Monofocal 1-Piece IOL is engineered for a high standard of optical excellence, so you can leave your patient with the sharp, high-quality vision to help them see things in the distance, like street signs, sporting events and stage performances.

Enhanced Functionality

Optimised for peak functional vision, TECNIS® Monofocal 1-Piece IOL deliver high-quality, real-world performance so that your patients can get back to their daily activities, even in low-light conditions.

Long-Term Sustainability

TECNIS® Monofocal 1-Piece IOL material is not associated with glistenings, which can inhibit your patients' vision. Glistenings cause light scatter, which can result in a reduction in image contrast.

Hydrophobic lenses vs Hydrophilic lenses

Hydrophilic Lenses (used by some providers)

- Cheaper for providers
- Folds easily (contact lens can fold over)
- Attract Aqueous fluid which increases the risk of posterior capsule opacification (PCO)

Hydrophobic Lenses (used by Optegra)

- More expensive for providers to buy
- Harder to fold
- Repels fluid - Reduced risk of PCO

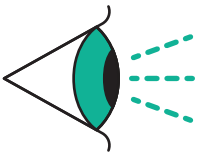
Outstanding Patient outcomes

70%

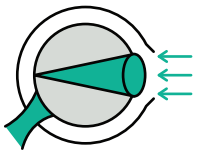
of patients had best corrected binocular distance visual acuities (BCDVA) 6/5 or better.

96%

of patients had BCDVA of 6/6 or better.



Spherical aberration corrected to essentially zero for outstanding visual performance.



Reduced chromatic aberration for excellent image contrast.

What are the key Optegra Outcomes

35,662 completed cataract surgeries.

99.6% of these were uncomplicated.

26,616 post-operative care appointments delivered through accredited community optometrists.

4,835 YAG laser treatments.

94% of eyes achieved 6/12 best measured (vs. NOD benchmark 2022 of 91%)

0.01% infection rates (vs. benchmark 0.14%)